

# WINTER SCARF

## Artwork Layout

NOTE: ART SHOWN AT 12%  
PRODUCT DIMENSION:  
IN: 55.11" W x 6.69" H  
CM: 140 w x 17 h  
FRINGE: 2.4"(6cm) on each end.


Front



Back



Front



Back

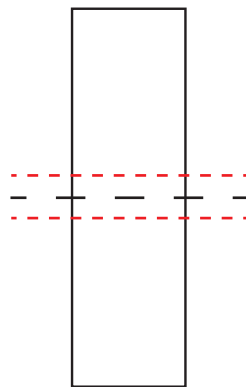


# CUFF TAG

## Artwork Layout

NOTE: ART SHOWN AT 100%

TAG DIMENSIONS  
IN: 0.59" W x 1.96" H  
CM: 1.50 W x 5.00 H  
TAG FOLDED AT:  
IN: 0.98"  
CM: 2.50



- - - - - Fold line: DO NOT PRINT


----- Bleed line: DO NOT PRINT

# HANG TAG


## Artwork Layout

NOTE: ART SHOWN AT 100%

TAG DIMENSIONS  
IN: 1.77" W x 2.87" H  
CM: 4.5 W x 7.30 H  
300 gsm weight



FRONT



BACK


# INSERT CARE TAG

## Artwork Layout

NOTE: ART SHOWN AT 100%

TAG DIMENSIONS  
IN: 1.75" W x 0.5" H  
CM: 4.5 W x 1.3 H


— — — — —  
Stitch Line




# EMBROIDERY & PATCHES

## Artwork Layout


NOTE: ART SHOWN AT 100%




Woven Patch  
7 sq. in.



Woven Patch  
14 sq. in.



Embroidered Patch  
2.25 sq. in.



Embroidered Patch  
4 sq. in.



Embroidered Patch  
8 sq. in.

## Layered Embroidery